

Your Complete Sewer & Drain-Cleaning Resource.



**MUSTANG**  
The First Name In Drain Cleaning.

**GeoCHEM, Incorporated**  
Innovative Products & Services Since 1982  
3464 Newcomb Drive  
Anchorage, AK 99508-4869  
Ph: 907-562-5755/Fax 907-562-3032  
Web Site: <http://www.geocheminc.com>

**Water  
Jetters  
and  
Cable  
Machines**





# The Originator and Innovator.

## Water Jetters.

Combine high pressure with ample water flow and clogs don't stand a chance. That's the concept behind Mustang Water Jetters. Regular cleanings with a Mustang actually remove residue buildup to stop clogs before they start. We should know. We built the very first small-line jetter more than a decade ago. Our jetters feature the patented and exclusive Mustang Pulse. We invented it. We patented it. And nobody does it better. In fact, it's what gives our jetters that extra kick. This pulse actually vibrates the hose to help it maneuver through tight bends and traps. Without the pulse, many jetters stop dead in the drain line.

## Cable Machines.

The cable machine has long been an industry standard. And none has been more reliable than our tough machines. They're notoriously sturdy and powerful, yet quiet and easily controlled. That's because Mustang cable machines were originally designed and built by experienced sewer- and drain-cleaning professionals. You simply won't find equipment more capable of handling the harsh environments of sewer and drain lines. That's why Mustang is known as the "Workhorse of Cable Machines."

## Accessories

Hoses, cable, pipe inspection equipment and more—all built to Mustang's high quality standards. Whether you use jetters or cable, Mustang has just the accessories you need to do the job right.

## One-Year Warranty

Long after other drain-cleaning equipment has been put out to pasture, you'll find Mustang still running strong. That's because of its smart design and rugged construction. We even offer a One-Year Warranty so you can experience these drain-cleaning breakthroughs without risk.

## Model 10E



## Model 12E



These units are shown with optional carts and reels.

This is the one that started it all. The Mustang 10E revolutionized drain cleaning more than a decade ago, and has only improved in performance and durability through the years. The versatile Mustang 12E is a water jetter and high-pressure washer in one compact, easy-to-handle unit.

Like all Mustang Water Jetters, the 10E and 12E benefit from our patented pulsing action. The pulse works to rapidly flex and relax the hose, making it more pliable to maneuver through bends and traps easily. And drain cleaning with a Mustang can keep drain lines open up to five times longer than cleaning with cable.

These units are designed for residential and commercial applications, operating on 110-volt electricity and standard faucet water supply.

### 10E Stock models available:

- 10E 01 – standard
- 10E 04 – with pulse eliminator kit and safety dump valve

### 12E Stock model available:

- 12E 01 – 10E 04 with injector, wash wand and 30' hp hose

Model 10E & 12E Specifications	
<b>Line Diameter</b>	1-1/2 - 6 in. (3.8 - 15.2 cm)
<b>Line Length</b>	150 ft. (45.6 m)
<b>Operating Pressure</b>	1050 psi
<b>Operating Flow Rate</b>	2.25 gpm (8.5 lpm)
<b>Max Temperature</b>	160°F (71°C)
<b>Weight</b>	<b>10E</b> 59 lbs. (26.7 kg) <b>12E</b> 62 lbs. (28 kg)
<b>Water Pump</b>	Z-253 Pulse Pump
<b>Electric Motor</b>	1.5 hp, 110 volts, 60 hz
<b>Dimensions</b>	24" L X 12" W X 12" H (60.9 cm X 30.4 cm X 30.4 cm)
<b>Length of Cord</b>	25 ft. (7.6 m)

## GeoCHEM, Incorporated

Innovative Products & Services Since 1982

3464 Newcomb Drive

Anchorage, AK 99508-4869

Ph: 907-562-5755/Fax 907-562-3032

Web Site: <http://www.geocheminc.com>





## Pulse Jet 2000

The Mustang Pulse Jet 2000 is the lightweight water jetter that packs a heavyweight punch. We started with raw drain-cleaning power and impressive hose cornering capabilities, and then squeezed it into one tidy, streamlined package. In fact, it's about the same size as the average tool box, weighing just 42 pounds.

Look as close as you'd like—you'll find all the important features on the Pulse Jet 2000. It has a rugged 1.7 hp motor, as well as Mustang's patented pulse pump technology. It even converts to a high-pressure washer with the purchase of optional equipment to become even more functional.

The Pulse Jet's sleek design reveals one of our greatest benefits: It's the cleaner way to clear drains. This unit's housing wipes clean easily, as do our jetter hoses. There's no messy clean up to slow down the job.

Pulse Jet 2000	Specifications
<b>Line Diameter</b>	1-1/4 - 4 in. (3.1 - 10.1 cm)
<b>Line Length</b>	50 ft. (15.2 m)
<b>Operating Pressure</b>	1100 psi
<b>Operating Flow Rate</b>	1.9 gpm (7.1 lpm)
<b>Max Temperature</b>	140°F (60°C)
<b>Weight</b>	41.5 lbs. (18.7 kg)
<b>Electric Motor</b>	1.7 hp, 115 volts, 60 hz
<b>Dimensions</b>	18" L X 12" W X 10" H (45.7 cm X 30.4 cm X 25.4 cm)
<b>Length of Cord</b>	25 ft. (7.6 m)



## Model 1302

The Mustang 1302 Water Jetter provides a step up in power and performance from the 10E and 12E. In fact, you can expect over 20% more power, generating a clog-shattering 1300 psi. The 1302 was specifically designed for use in tougher applications and harsh environments. Yet with all this power, the 1302 remains suited for use with household 110-volt electricity and a sink-faucet water supply. This unit is also lightweight and easy to handle.

As with all Mustang Water Jetters, the Model 1302 has been improved and refined to include only the most functional features, such as our pulse metering valve and a quick-connect hose coupler. But, even smart features are worthless if they're not built to last. That's why our engineers stress durability as well as performance, demanding that each and every valve, gauge and switch withstand even the most rigorous conditions.

Call on the Mustang 1302 Water Jetter for that extra psi kick and keep clogs in check.

Model 1302	Specifications
<b>Line Diameter</b>	1-1/2 - 6 in. (3.8 - 15.2 cm)
<b>Line Length</b>	150 ft. (45.6 m)
<b>Operating Pressure</b>	1300 psi
<b>Operating Flow Rate</b>	2.25 gpm (8.5 lpm)
<b>Max Temperature</b>	160°F (71°C)
<b>Weight</b>	61 lbs. (27.6 kg)
<b>Water Pump</b>	Z-253B Pulse Pump
<b>Electric Motor</b>	1.5 hp, 110 volts, 60 hz
<b>Dimensions</b>	12" L X 12" W X 24" H (30.4 cm X 30.4 cm X 60.9 cm)
<b>Length of Cord</b>	25 ft. (7.6 m)





## Model 1503

When you need the muscle of a large-line jetter in a compact machine, the Mustang 1503 Water Jetter fits the bill. It's capable of handling lines up to 8 inches in diameter and 300 feet long, and generates an impressive 3 gpm. That makes the 1503 ideal for contractors, plumbers and maintenance departments in apartment complexes, hotels, hospitals and similar situations. For flexibility, the 1503 is available in either electric or gas-powered models.

### Stock models available:

- 1503 01 – with cart and hose reel
- 1503 03 – with power unit only
- 1503 04 – with 1-phase electric motor, cart and hose reel
- 1503 05 – with 3-phase electric motor, cart and hose reel

Model 1503	Specifications
<b>Line Diameter</b>	1-1/2 - 8 in. (3.8 - 20.3 cm)
<b>Line Length</b>	300 ft. (91.2 m)
<b>Operating Pressure</b>	2000 psi
<b>Operating Flow Rate</b>	3 gpm (11.3 lpm)
<b>Max Temperature</b>	160°F (71°C)
<b>Weight</b>	155 lbs. (70.2 kg)
<b>Water Pump</b>	Z-254 Pulse Pump
<b>Gas Engine</b>	6 hp
<b>1-Phase Electric Motor</b>	5 hp, TEFC, 60 hz, 230 volts
<b>3-Phase Electric Motor</b>	5 hp, TEFC, 60 hz, 208 - 230/460 volts
<b>Dimensions</b>	37" L X 35" W X 53" H (93.9 cm X 88.9 cm X 134.6 cm)

### Stock models available:

- 2200I – 13 hp gas with wash wand and siphon injector
- 2200E – 7.5 hp 3-phase electric



## Model 2200

If you're ready for outstanding drain-cleaning power that can go the distance, you're looking for the Mustang 2200 Water Jetter. Choose the 2200 for heavy-duty problems in lines up to 12 inches in diameter at a distance of up to 350 feet. This rugged model generates a full 5 gpm at 2200 psi, which makes it a great option for the larger contractors, plumbers, municipalities, apartment complexes, hotels, hospitals and other similar facilities. The dual-function Model 2200 also functions as a high-pressure washer, offering a standard side-siphon injector and trigger wash wand with a detachable lance. The 2200 comes in your choice of gas or electric power.

Model 2200	Specifications
<b>Line Diameter</b>	1-1/2 - 12 in. (3.8 - 30.4 cm)
<b>Line Length</b>	350 ft. (106.4 m)
<b>Operating Pressure</b>	2200 psi
<b>Operating Flow Rate</b>	5 gpm (18.9 lpm)
<b>Max Temperature</b>	160°F (71°C)
<b>Weight</b>	265 lbs. (120 kg)
<b>Water Pump</b>	Z-255 Pulse Pump
<b>Gas Engine</b>	13 hp
<b>3-Phase Electric Motor</b>	7.5 hp, 208 - 230/460 volts
<b>Gas Tank Capacity</b>	1 gal. (3.7 lpm)
<b>Standard Capacity Reel (in 9/16" Hose)</b>	300 ft. (91.2 m)
<b>Dimensions</b>	37" L X 35" W X 60" H (170.1 cm X 147.3 cm X 152.4 cm)





## Model 3004

The Mustang 3004 Water Jetter combines awesome water pressure with an ample water flow rate for impressive drain-cleaning performance. Add these impressive features to our hose-propelling pulse technology and you have a machine ready to face even the toughest drain-cleaning challenges. For convenient transport, the 3004 includes a rugged cart and hose reel. Pneumatic tires and door-guard bumpers also help simplify transport.

The body comes equipped with much of the most advanced jetter technology, including our over-temperature safety dump valve, 200 feet of high-pressure hose and our innovative stainless steel trap hose.

Model 3004	Specifications
<b>Line Diameter</b>	10 in. (25.3 cm)
<b>Line Length</b>	300 ft. (91.2 m)
<b>Operating Pressure</b>	3000 psi
<b>Operating Flow Rate</b>	4 gpm (15.1 lpm)
<b>Max Temperature</b>	160°F (71°C)
<b>Weight</b>	155 lbs. (70.2 kg)
<b>Water Pump</b>	Z-256 Pulse Pump
<b>Gas Engine</b>	13 hp
<b>Dimensions</b>	37" L X 35" W X 60" H (170.1 cm X 147.3 cm X 152.4 cm)

## Special Order Jetters

Aside from our best-selling stock units, Mustang offers these popular special-order water jetters to suit special needs.

**Model 2200** single phase electric  
7-1/2 hp, 1-phase electric motor, 2200 psi, 5 gpm

**Model 3400I** with 3000 psi @ 5.2 gpm  
18 hp gas, with optional wash wand and siphon injector

**Model 3400T** with 3000 psi @ 5.2 gpm  
18 hp gas, truck mount

**Model 3505**  
18 hp gas, 3500 psi @ 5 gpm

**Model 4004**  
18 hp gas, 4000 psi @ 4 gpm

**Model 2012**  
18 hp gas trailer unit, 2000 psi, 12 gpm,  
150 gallon water tank, 250 ft. of high pressure hose



# Hoses

All hoses are rated to withstand temperatures up to 160°F.



## Mini-Trap Jet Hose (blue) with bullet head for use with all models

Thin, flexible and slick to slip through medium length lines. Good for high-pressure washing lines as small as 1/4" in diameter.

**Working Pressure 4,000 psi; ID=1/8", OD=5/16", 1/8" npt fittings**

Part Number	Length	Weight
HBM-20	20 ft. (6 m)	1.8 lbs. (0.8 kg)
HBM-30	30 ft. (9.1 m)	2.7 lbs. (1.2 kg)

## Mini Trap Hose (blue) with fittings for use with all models

Good for high-pressure washing medium-length lines as small as 1-1/2" in diameter. Uses Trap Jet Thruster Heads.

**Working Pressure 4,000 psi; ID=1/8", OD=5/16", 1/8" npt fittings**

Part Number	Length	Weight
HM-20	20 ft. (6 m)	1.8 lbs. (0.8 kg)
HM-30	30 ft. (9.1 m)	2.7 lbs. (1.2 kg)

## Trap Jet Hose (orange) with fittings for use with all models

Lightweight, tough and rated at 3000 psi for clearing medium to longer distance lines easily.

**Working Pressure 3,000 psi; ID=3/16", OD=7/16", 1/8" npt fittings**

Part Number	Length	Weight
HT-30	30 ft. (9.1 m)	2 lbs. (0.9 kg)
HT-50	50 ft. (15.2 m)	3 lbs. (1.3 kg)
HT-75	75 ft. (22.8 m)	4 lbs. (1.8 kg)
HT-100	100 ft. (30.4 m)	5 lbs. (2.2 kg)

## Trap Jet Hose Kit

Specified length orange Trap Jet Hose, 20' blue Mini-Trap Jet Hose, 4 Trap Jet Thruster Heads, head cleaning tool.

Part Number	Length	Weight
HTM-30	30 ft.	3 lbs. (1.3 kg)
HTM-50	50 ft.	4 lbs. (1.8 kg)
HTM-75	75 ft.	5 lbs. (2.2 kg)
HTM-100	100 ft.	6 lbs. (2.7 kg)

## 1/2" Jetter Flex-Hose (green)

for use with Models 10E/12E/1302/PJ2000

Ultra-light and super slick to jet through long distance lines. Withstands high pressures.

**Working Pressure 1,500 psi; ID=1/4" ; OD=1/2"; 1/4" npt fittings**

Part Number	Length	Weight
H1/2-25	25 ft. (7.6 m)	1.35 lbs. (0.6 kg)
H1/2-50	50 ft. (15.2 m)	2.7 lbs. (1.2 kg)
H1/2-100	100 ft. (30.4 m)	5.4 lbs. (2.4 kg)
H1/2-115	115 ft. (35 m)	6.2 lbs. (2.8 kg)

## 9/16" Jetter Flex-Hose (gray) with fittings for use with all models

Ultra-light, steel tough and super slick to jet through long distance lines. Withstands high pressures.

**Working Pressure 2,500 psi; ID=5/16"; OD=9/16"; 1/4 npt fittings**

Part Number	Length	Weight
H9/16-50	50 ft. (15.2 m)	4.5 lbs. (2 kg)
H9/16-75	75 ft. (22.8 m)	6.75 lbs. (3 kg)
H9/16-100	100 ft. (30.4 m)	9 lbs. (4 kg)
H9/16-115	115 ft. (34.9 m)	10.35 lbs. (4.6 kg)
H9/16-125	125 ft. (38 m)	11.25 lbs. (5 kg)
H9/16-150	150 ft. (45.6 m)	13.5 lbs. (6.1 kg)
H9/16-200	200 ft. (60.8 m)	18 lbs. (8.1 kg)
H9/16-250	250 ft. (76 m)	22.5 lbs. (10.1 kg)
H9/16-300	300 ft. (91.2 m)	27 lbs. (12.2 kg)

## 9/16" High-Pressure Jetter Flex-Hose (red) with fittings for use with all models

Capable of operating at even higher pressure over longer distances. Our highest operating pressure hose.

**Working Pressure 4,000 psi; ID=5/16"; OD=9/16"; 1/4" npt fittings**

Part Number	Length	Weight
H9/16 HP-100	100 ft. (30.4 m)	9 lbs. (4 kg)
H9/16 HP-150	150 ft. (45.6 m)	13.5 lbs. (6.1 kg)
H9/16 HP-200	200 ft. (60.8 m)	18 lbs. (8.1 kg)
H9/16 HP-250	250 ft. (76 m)	22.5 lbs. (10.1 kg)
H9/16 HP-300	300 ft. (91.2 m)	27 lbs. (12.2 kg)

## Stainless Steel Hose (silver) with fittings for use with all models

2" bend radius. The best solution for cast iron drains & traps. Includes brass ball jet head, head cleaning tool, safety gloves.

**Working Pressure 3,000 psi; ID=3/16"; OD=7/16"; 1/8" npt fittings**

Part Number	Length	Weight
SS-5-30	30 ft. (9.1 m)	3 lbs. (1.3 kg)
SS-5-50	50 ft. (15.2 m)	4 lbs. (1.8 kg)
SS-5-75	75 ft. (22.8 m)	6 lbs. (2.7 kg)
SS-5-100	100 ft. (30.4 m)	8 lbs. (3.6 kg)

Model/Hose	Standard	Penetrating	Cornering	Brass Ball	Spring Ball	Snagger
Mini-Trap Jet Hose						
PJ2000	JHT-1	JHT-2	JHT-3	JHT-5P	JHT-7	JHT-SNG
10E/12E/1302	JH-31	JH-323	JH-33	JH-35P	JH-37	JH-SNG
1503 Series	JH-41	JH-423	JH-43	JH-45P	JH-47	
2200 Series	JH-61	JH-623	JH-63	JH-65P	JH-67	
3400 Series	JH-51	JH-523	JH-53	N/A	N/A	
3004 Series	JH-315	JH-235	N/A	N/A	N/A	

NOTE: 3400 Series Jet Thruster Heads are Stainless Steel



# Accessories

## Mustang Root Cutter

Put a Mustang Root Cutter on the job to bore through stubborn roots, hard grease, compacted sand—you name it. This patent-pending design features a spade bit on the center axis and folding dual-flail cutter blades to demolish obstructions. It is self-propelled by jets of water, gliding directly to the blockage on low-profile operating skids. And it's built to withstand harsh conditions, with a lightweight, all-aluminum housing, stainless steel fittings, and a recessed hose connection. This innovative root cutter can operate at high rpm with pressures of 1,000 to 4,000 psi at flow rates up to 1.9 to 12 gpm.



## Mustang Foot Pedal

Stay one step ahead with this convenient foot/knee pedal. It acts as an on/off switch to free your hands during jetter operation. By controlling the power, you direct the water flow, so you'll be better able to prevent pooling of water. Adaptable to work with all Mustang jetters up to 4000 psi and 10 gpm.



## Trigger Wash Wand

Trigger gun with 18" molded lance and nozzle for pressure washing. Also equipped with Quick-Connect Hose Coupler so that lance may be removed, allowing Jetter Flex-Hose to be quick-connected. For use on Jetters which have Over-Temperature Safety Dump Valve. NOTE: Does not have High-Low Nozzle for use with Siphon.

## Jet Thruster Heads

There are 8 basic types of jet thruster heads that are available, each with a specific function.

- A. Standard:** For long-distance jetting and line maintenance as in a preventive maintenance program.
- B. Penetrating:** For clearing blocked lines using penetrating jet.
- C. Cornering:** For aiding the hose in negotiating hard-to-access corners, bends, traps, back-to-back common drains.
- D. Penetrating Brass Ball:** For cleaning lines with suspected breaks and large obstructions. (not for 3004-01 or 3400 Models.)
- E. Spring Ball:** For negotiating tight bends and speeding to the blockage with penetrating jet.
- F. Snagger:** For "snagging" line obstructions such as towels.
- G. Spinner:** For more thorough cleaning. Rotates at a high rpm. Comes in both standard and trap sizes, with 1/4- and 1/8-inch fittings.
- H. Plastic Spring Ball:** For use in Pyrex (glass) piping. Glides smoothly through pipe. Ideal where chemicals are used.



## Chemical Spray Pail

5-gallon plastic pail. Screw fill cap has garden hose outlet. Included is a 30-inch section of garden hose. Used to feed antifreeze into pump for winterizing.

A.



B.



C.



D.



E.



F.



G.



H.







## M40

This small unit packs a big kick, capable of clearing dogged lines up to three inches in diameter. And it's durable to boot, surviving even in the toughest environments.

### Features

- Unique inner drum helps minimize kinking, twisting or buckling of cables inside the drum. The closed face prevents cable from looping out of the drum
- Self-aligning drum bearings to ensure smooth operation with grease zerks for easy lubrication
- Heavy-duty cast aluminum drum and nose cone for longer wear
- One-year limited warranty

M40 Specifications	
<b>Motor</b>	Heavy-duty 1/3 hp capacitor start for easy load starting with forward/reverse switch
<b>Drum Capacity</b>	60 ft. of 1/2" or 75 ft. of 3/8" continuous length cable
<b>Line Capacity</b>	1-1/4 to 3" lines up to 100 ft.
<b>Cable Feed</b>	Manual
<b>Weight</b>	48 lbs. with anchor cable
<b>Dimensions</b>	26" L x 16" W x 15" H


### Cable Selection

3/8" or 1/2" Plasticore or hollow-core cable available in 50 or 75-foot lengths.



## M50

Optional automatic feed and cable safety guide



Put this workhorse on your workforce. With its raw power and compact build, it's ideal for professionals, or for use in hospitals, schools, restaurants, apartments and factories.

### Features

- Economical, one-man operation
- Durable aluminum outer drum and nose cone
- 25' electrical cord with built-in ground fault interrupter for added protection against electrical shock
- Heavy-duty, plated steel bearings with bronze bushings
- Designed with grease zerks for easy lubrication
- Completely assembled
- Optional cutter set available
- One-year limited warranty

M50 Specifications	
<b>Motor</b>	Heavy-duty, 1/3 hp capacitor start with forward/reverse switch
<b>Drum Capacity</b>	100 ft. of 1/2" or 3/8" cable
<b>Line Capacity</b>	1-1/2 to 4" lines up to 100 ft.
<b>Cable Feed</b>	Manual or optional power feed
<b>Weight</b>	63 lbs. with anchor cable
<b>Dimensions</b>	20" L x 19" W x 35-1/2" H

### Cable Selection

3/8" or 1/2" Plasticore or hollow-core cable available in 50, 75 and 100-foot lengths.





## M20

The Mustang M20 drill machine may be light, but it's no lightweight. The M20 is perfect for cleaning drains up to two inches in diameter. It features a powerful 1/2-inch drill unit and an insulated pistol-grip handle, yet weighs just 11 pounds.

### Features

- Insulated pistol-grip handle
- 1/2" drill unit compared to competitors' 3/8"
- Balanced design to prevent fatigue
- Fingertip forward/reverse switch
- Optional power feed for fingertip control without stopping
- One-year limited warranty

M20 Specifications	
<b>Motor</b>	2/3 hp, reversible, 120 volt AC, 50/60 hz, 4 amp
<b>Drum Capacity</b>	35' of 1/4" or 5/16" cable
<b>Line Capacity</b>	Up to 2" lines up to 35 ft.
<b>Cable Feed</b>	Optional
<b>Weight</b>	11 lbs. (machine only)
<b>Dimensions</b>	19" L X 10" W X 14" H

### Cable Selection

5/16" basin plug cable – plasticore or hollow-core available in 25 or 35-foot lengths. 1/4" basin plug cable – hollow-core only in 25 or 35-foot lengths.



## M30

The lightweight M30 is easy to operate horizontally or vertically. It outperforms most drill machines and saves the operator time and money.

### Features

- Economical one-man operation
- Air foot-pedal leaves operator's hands free to control cables
- Forward/reverse switch
- Moderately priced machine designed for professional use
- In-line ground fault interrupter with 25' electrical cord
- One-year limited warranty

M30 Specifications	
<b>Motor</b>	Heavy-duty, 1/8 hp, thermally protected, reversible, 115-volt AC, 60 hz, 1.78 amp
<b>Drum Capacity</b>	Up to 50 ft. of 5/16" or 1/4" cable
<b>Line Capacity</b>	1-1/4 to 2" lines up to 50 ft.
<b>Cable Feed</b>	N/A
<b>Weight</b>	18 lbs. machine only
<b>Dimensions</b>	20" L x 14" W x 15" H

### Cable Selection

5/16" basin plug cable – plasticore or hollow-core available in 25 or 35-foot lengths. 1/4" basin plug cable – hollow-core only in 25 or 35-foot lengths.



# The Cable that's Able.



Optional automatic feed and cable safety guide



## M60

Economy and power combine in the M60—one of our most popular models. It's bred for work in municipalities, industrial plants, restaurants, institutions, hotels and apartments.

### Features

Unique inner drum allows the cable to feed in and out of drum with ease. Also helps minimize cable kinking, twisting and controls torque build-up.

Air foot-switch keeps both hands free for safe, easy operation

Built-in hard rubber, non-bending, loading wheel

Frame is heavy-duty welded steel construction

One-year limited warranty

### M60 Specifications

**Motor** Heavy-duty, 3/4 hp, ball bearing, capacitor start, 115 volt, with forward/reverse rotation

**Drum Capacity** 150 ft. of 3/4", 1 1/16" or 5/8" cable

**Line Capacity** 3" to 10" lines up to 250 ft.

**Cable Feed** Manual or optional power feed

**Weight** 120 lbs. w/o cable, 219 lbs. with 100' of 3/4" cable

**Dimensions** 28" L x 27" W x 44-1/2" H

### Cable Selection

3/4" Plasticore or hollow-core cable available in 25, 50, 75 and 100-foot lengths. 1 1/16" hollow-core available in 50, 100 and 120-foot lengths.

5/8" Plasticore or hollow-core cable available in 50, 75 and 100-foot lengths.

All Mustang cables are made from the finest music wire steel for optimum performance. Each cable is heat treated and stress relieved for superior strength, flexibility and durability. In fact, strict quality controls and high manufacturing standards make Mustang cable among the finest available, at any price. Our expertly trained technicians manage several factors to help ensure the quality of every cable: strength, hardness, torsional stress, diameter, length and 90-degree bend.

Mustang cables are available in hollow-core or Plasticore with ends to fit most manufacturers' machines, including Clean-rite®, Cobra®, Electric Eel®, General®, Gorlitz®, Marco® Mytana®, Ridgid®, Roto Rooter® and Spartan®.



### Plasticore Cables

The inner-core in Plasticore is actually a closely held composition of high-density plastic—a proven inner-core material with the strength of steel and resistance to moisture and acid compounds. And since it's plastic, the inner-core will not rust to the outer cable, which means it will remain flexible and can be easily spliced if damaged.

The inner-core is several thousandths of an inch smaller in diameter, and floats freely inside the outer cable. This design keeps the cable flexible with normal torque. When torque increases, the outer cable twists down to a reduced diameter, gripping the inner-core and forming a rod that transmits greater energy. The release of torque returns the cable to its original flexibility.

Plasticore meets demanding specifications and may be used for grease, lime deposits, paper, rags, roots, and other severe applications.



### Hollow-Core Cables

These cables offer all of the advantages of Plasticore without the plastic inner-core. You'll find the same great combination of flexibility and strength.



## Cable Ends


They say a chain is only as strong as its weakest link. And a cable is only as good as its ends. Every Mustang connector and adaptor is precision machined to exacting specifications from ultra-high-strength steel. After machining, the ends are treated for maximum strength.




**Pin Locking End Cable**  
5/8" - 1 1/16" - 3/4"



**Slotted End Cable**  
3/8" - 1/2"



**Bulb End Cable #8** (Blades or Drop Heads)  
3/8" - 1/2"



**Bulb End Cable #6** (Blades only)  
3/8" - 1/2"



**Basin Plug Cable**  
1/4" - 5/16"

## Tools Of The Trade.

Mustang offers a complete line of quality tools and accessories for use with cable machines. All are designed for performance and manufactured for durability. You name it. We have it. From all-purpose Cutter Blades and Half Blades to Boring Gimlets and Retriever Tools. Call for information or to order.



Cutter Blades  
Half Blades  
2-3/4" Boring Tools  
2" Spear Blades  
Paddle Blades  
Saw Blades  
2" Spear Blades w/  
Female Screw Adaptors  
Downhead Boring  
Gimlets

Retriever Tools  
Slotted Connector  
Blade Holders  
Expansion Pins  
"T" Wrenches  
Hydraulic Flushers  
Boring Gimlets  
Allen Wrenches  
Universal Blade Holders  
for 2", 3", 4" & 6"

Tile Probes and  
Replacement Tips  
3" Extensions  
Cable Uncoupling  
Stands  
Heavy-Duty Gloves  
Punches  
Button Head Screws

## Watch What You're Doing With Our New Mustang Cam.



Sometimes it takes great vision to run your business. We have that covered with our new Mustang Cam, the industry's smallest color camera built Mustang-tough. This camera sheds light on the situation with 18 fully adjustable, super bright LEDs. The Mustang Cam color camera can easily maneuver through 4-inch traps, even in cast iron. For smaller lines, the Mustang black and white camera head is available.

- Color camera is 1 3/8" diameter and 2 1/4" long
- Available black and white camera is 1" in diameter and 1 3/4" long
- Exclusive **same-day** repair service
- Comes with a heavy-duty case with wheels for easy maneuverability
- Fully-fused for power surge protection
- AC/DC with 25' GFCI and 12' DC cords
- VCR standard feature
- Remote control included
- Push rod available up to 250'
- Modular design w/easy field troubleshooting



## One-Year Warranty

Mustang warrants its equipment to be free from defects in material and workmanship for one year from the date of purchase.\* To obtain warranty service, a purchaser should notify Mustang in writing, at the address provided below, within the warranty period, and Mustang will direct where to take or send the equipment for service. If the defect is covered by the warranty, Mustang will repair or replace, at its option, the defective equipment, without charge for labor or materials. (Freight and insurance are the purchaser's responsibility.)

This warranty is limited to the original retail purchaser and is not transferable. Mustang assumes no responsibility for damage due to accident, neglect, abuse, tampering or misuse, nor damage from repairs or alterations by others. Some breaks and kinks in cables may result from misuse and may not be covered by this warranty. This warranty does not cover damage to the equipment resulting from the use of replacement parts other than genuine Mustang parts.

Mustang's sole obligation and the original retail purchaser's exclusive remedy under this warranty shall be for repair or replacement as described above. ALL OTHER WARRANTIES, WHETHER EXPRESSED OR IMPLIED, INCLUDING BUT NOT LIMITED TO IMPLIED WARRANTIES OF MERCHANTABILITY AND FITNESS FOR A PARTICULAR PURPOSE ARE DISCLAIMED. IN NO EVENT SHALL MUSTANG BE LIABLE FOR ANY INCIDENTAL OR CONSEQUENTIAL DAMAGES.

The one-year warranty excludes CCTV camera heads, flex-links and push rod, which carry a 90-day limited warranty against manufacturing defects.



### GeoCHEM, Incorporated

Innovative Products & Services Since 1982

3464 Newcomb Drive

Anchorage, AK 99508-4869

Ph: 907-562-5755/Fax 907-562-3032

Web Site: <http://www.geocheminc.com>